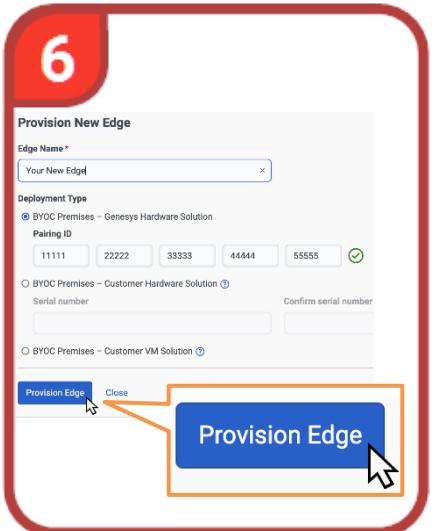
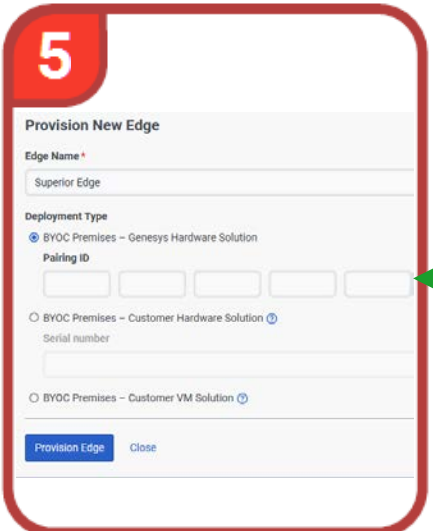


Genesys Hardware Solution Edge Mini v2 Setup Quick Reference Guide - LCD

©2022 Genesys. All rights reserved.



7

Create the Provisioning Package for Your New Edge

After creating the provisioning package, save the file to a USB key and connect

Site

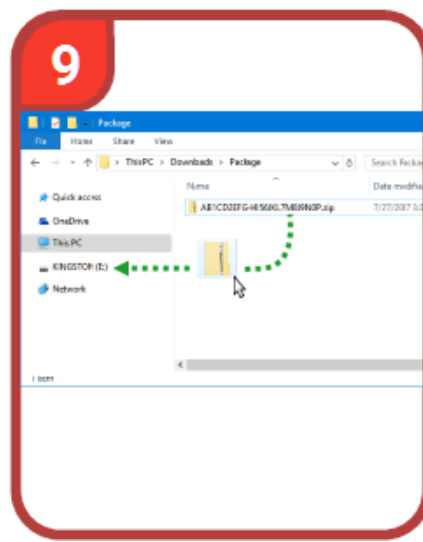
Certificate Authority
 Use Genesys Cloud (recommended)
 Use a public, trusted third party

Verification Code
 Use verification code to provision

Network Settings

Verification Code ?
 Use verification code to provision

Create Package



11

Enter Verification Code for Your New Edge

Your Edge should now display a verification code on its LCD display. Enter

Confirm Code

12

Ready to Configure Your New Edge

Your new Edge was successfully paired to your organization's calls.

Configure Edge

13

About BYOC Premises

help.mypurecloud.com/?p=152741



Copyright ©2022 Genesys.
 2001 Junipero Serra Blvd., Daly City, CA 94014

Every year, Genesys® orchestrates more than 70 billion remarkable customer experiences for organizations in more than 100 countries. Through the power of our cloud, digital and AI technologies, organizations can realize Experience as a ServiceSM, our vision for empathetic customer experiences at scale. With Genesys, organizations have the power to deliver proactive, predictive, and hyper personalized experiences to deepen their customer connection across every marketing, sales, and service moment on any channel, while also improving employee productivity and engagement. By transforming back-office technology to a modern revenue velocity engine Genesys enables true intimacy at scale to foster customer trust and loyalty. Visit genesys.com